

3D*labs*[®]

PERMEDIA[®] 3

ARCHITECTURE OVERVIEW

PROPRIETARY AND CONFIDENTIAL
INFORMATION

Issue 5

Proprietary Notice

The material in this document is the intellectual property of *3Dlabs*. It is provided solely for information. You may not reproduce this document in whole or in part by any means. While every care has been taken in the preparation of this document, *3Dlabs* accepts no liability for any consequences of its use. Our products are under continual improvement and we reserve the right to change their specification without notice. *3Dlabs* may not produce printed versions of each issue of this document. The latest version will be available from the *3Dlabs* web site.

3Dlabs products and technology are protected by a number of worldwide patents. Unlicensed use of any information contained herein may infringe one or more of these patents and may violate the appropriate patent laws and conventions.

3Dlabs is the worldwide trading name of *3Dlabs* Inc. Ltd.

3Dlabs, GLINT and PERMEDIA are registered trademarks of *3Dlabs* Inc. Ltd.

Microsoft, Windows and Direct3D are either registered trademarks or trademarks of Microsoft Corp. in the United States and/or other countries. OpenGL is a registered trademark of Silicon Graphics, Inc. All other trademarks are acknowledged and recognized.

© Copyright *3Dlabs* Inc. Ltd. 1999. All rights reserved worldwide.

Email: info@3dlabs.com

Web: <http://www.3dlabs.com>

<i>3Dlabs</i> Ltd.	<i>3Dlabs</i> K.K
Meadlake Place	Shiroyama JT Mori Bldg 16F
Thorpe Lea Road, Egham	40301 Toranomom
Surrey, TW20 8HE	Minato-ku, Tokyo, 105,
United Kingdom	Japan
Tel: +44 (0) 1784 470555	Tel: +81-3-5403-4653
Fax: +44 (0) 1784 470699	Fax: +91-3-5403-4646

3Dlabs Inc.
480 Potrero Avenue
Sunnyvale, CA 94086,
United States
Tel: (408) 530-4700
Fax: (408) 530-4701

Change History

Document	Issue	Date	Change
157.0.2	1	8 June 98	First Issue.
157.0.2	2	29 June 98	Layout and typos corrected
157.0.2	3	4 Sept 98	456 BGA and AGP/PCI 5v tolerant
157.0.2	4	27 Nov 98	Editorial changes and virtual texture
157.0.2	5	24 August 99	Maximum display resolutions increased

Contents

Proprietary Notice.....	i
Change History.....	ii
Contents.....	iii
1 INTRODUCTION.....	1
1.1 PERMEDIA 3 Target Markets.....	1
1.2 PERMEDIA 3 Key Features.....	1
1.3 Chip Level Block Diagram.....	3
2 PERMEDIA 3 FEATURES.....	4
2.1 3D Graphics.....	4
2.2 2D Graphics.....	6
2.3 MPEG2.....	7
2.4 Power Management.....	7
3 PERMEDIA 3 ARCHITECTURE.....	8
3.1 Geometry Set-up Processing.....	8
3.2 Graphics Processor.....	8
3.3 Host Interfaces.....	10
3.3.1 AGP 2X Interface.....	10
3.3.2 PCI Interface.....	11
3.3.3 AGP/PCI Characteristics.....	12
3.4 Unified Memory Interface.....	12
3.4.1 SDRAM/SGRAM Overview.....	13
3.4.2 Flexible Multi-function Memory Layout.....	13
3.4.3 Supported Memory Data Formats.....	14
3.5 Video Stream Interface.....	16
3.5.1 Control Bus.....	16
3.5.2 External ROM.....	16
3.6 RAMDAC.....	17
3.6.1 RAMDAC Characteristics.....	17
3.6.2 Display Resolutions.....	17
3.6.3 Display Data Channels (DDC).....	18
3.7 SVGA.....	19
4 SOFTWARE DRIVERS.....	21
4.1 2D Drivers.....	21
4.2 3D Drivers.....	21
4.3 SVGA BIOS.....	21
5 OEM FOCUSED SOLUTIONS.....	22
5.1 PERMEDIA 3 for Windows 98 and Windows NT version 5.0 (Windows 2000).....	22
5.2 Early Access Program.....	22

5.3	OEM Solution Designs.....	23
5.3.1	<i>High-resolution 2D/3D.....</i>	23
5.3.2	<i>Entry-level Workstation Solution</i>	23
5.3.3	<i>Home PC Solution</i>	24
5.3.4	<i>High-end Gaming Solution</i>	24
5.4	Typical Memory Configurations and Resolutions.....	25
5.4.1	<i>3D Memory Configurations.....</i>	25
5.4.2	<i>2D Memory Configurations.....</i>	27
5.5	PC 98 and PC 99 compliance.....	28
	<i>System Requirements for Graphics Adapters.....</i>	28
	<i>Hardware Acceleration for Video Playback</i>	28
	<i>Multiple-Adapter and Multiple-Monitor Support</i>	28
	<i>Hardware Acceleration for 2-D Graphics.....</i>	29
	<i>Hardware Acceleration for 3-D Graphics.....</i>	29
	<i>System Requirements for Video Components</i>	30
5.6	Data sheet	32

1

Introduction

PERMEDIA 3 is a high performance PCI/AGP graphics processor that balances high quality 3D polygon and textured graphics acceleration, windows acceleration and state-of-the-art MPEG1/MPEG2 playback with a fast integrated SVGA core and integrated RAMDAC.

This document provides a high level overview of the architecture of the **PERMEDIA 3** graphics processor and is intended as an introduction for design engineers and project managers planning the implementation of **PERMEDIA 3** based systems.

1.1 PERMEDIA 3 Target Markets

PERMEDIA 3 targets the following market segments:

- Performance consumer
- Corporate Desktop
- Entry Level Workstation

1.2 PERMEDIA 3 Key Features

- ♥ Full support for Intel's Accelerated Graphics Port (AGP 2X) and PCI
 - 133 MHz AGP 2X operation
 - 33 MHz PCI operation
 - DMA and Execute Mode support
 - Sideband addressing
- ♥ Multiple DMA engines to/from graphics processor, memory and DVD decoder
- ♥ Enhanced 3D graphics features and performance (at 125MHz)
 - 250M perspective correct, bilinear filtered, dual texture texels/sec
 - 125M perspective correct, per pixel MIP-mapped trilinear filtered, texture mapped, depth buffered, fogged and blended pixels/sec
 - 8M backface-culled polygons/sec
 - 2.5M drawn polygons/sec flat shaded
 - 5M backface-culled textured polygons/sec
 - 2M drawn texture mapped polygons/sec
 - 5M lines/sec flat shaded
 - 3.5M textured lines/sec
 - True-color 3D graphics
 - Standard or non-linear 15, 16, 24 or 32 bit Z buffer

- Anti-aliasing for all primitives and full scene sort-independent anti-aliasing
- ♥ Enhanced GUI acceleration
 - Ultra-fast BLT engine and 2D rasteriser
 - Stretch BLTs, monochrome/color expansion and logic ops
 - 8, 16 and 32-bit packed framebuffer
- ♥ MPEG2 compatible Video playback acceleration
 - YUV 4:1:1 , YUV 4:2:2 and YUV 4:4:4
 - Unlimited multiple playback windows (occluded)
 - Motion compensation
 - Hardware scaling and filtering
 - Video overlay
- ♥ Integrated geometry pipeline set-up processor
 - Backface culling
 - D3D and OpenGL conformant
- ♥ Integrated true-color 270 MHz RAMDAC
 - DPMS, DDC1 and DDC2AB+
 - Clock synthesizer and hardware cursor
 - 320x200 to 1920x1120 Screen Resolutions
- ♥ Fast on-chip SVGA
- ♥ LCD flat panel and TV display support
 - 24 bit output port including color lookup and hardware cursor
 - 135 MHz output
- ♥ Flexible multi-function SDRAM or SGRAM memory interface
 - 128 bit bus
 - Supports 2 to 32 Mbytes of memory
- ♥ Software Support
 - Windows 95/98
 - Windows NT
 - DirectX 6
 - OpenGL
 - Heidi
 - Microsoft PC98/99 compliant
- ♥ Reference board designs and manufacturing kits

Table 1.1 – PERMEDIA 3 Key Features

2

PERMEDIA 3 Features

PERMEDIA 3 incorporates the following key functions in hardware to provide superior 3D, 2D and video benefits.

2.1 3D Graphics

Supported Function	Description
Full primitive support	<i>Full primitive support: triangle lists, fans and strips. Line lists and strips. Point lists. All either aliased or anti-aliased.</i>
Efficient processing of small primitives	<i>Integrated set-up, backface cull calculation, low latency</i>
High fill rate	<i>Wide data paths, high performance memory</i>
Fast buffer clears	<i>SGRAM block fill for any buffer type. SDRAM block fill emulation with no driver impact.</i>
Efficient texture storage	<i>Fully flexible formats, internal 256 entry LUT</i>
AGP textures	<i>Textures directly from AGP and PCI system memory</i>
Dual texture	<i>One pass dual texture support</i>
Bump textures	<i>One pass bump mapping support</i>
3D textures	<i>3D volumetric textures</i>
High quality rendering	<i>Sub-pixel and sub-textel accurate</i>
High quality textures	<i>Accurate perspective correction and trilinear filtering with per pixel MIP-Mapping with true level of detail calculation.</i>
High quality lighting	<i>Interpolated diffuse and specular components</i>

Supported Function	Description
Extremely realistic special effects	<i>Interpolated colored fog, fog table and depth-cueing</i>
Translucent objects and sprites	<i>Blending/transparency on any primitive. Full dual texture blending. Interpolated alpha with direct support for all DirectX 6 and OpenGL blend modes</i>
High quality texture cut-outs	<i>Color key with bilinear filter does not leave edge effects</i>
Anti-aliased sprites	<i>Edge anti-aliasing for zoomed sprites</i>
Fast hidden surface elimination	<i>Depth (Z) buffering and non-linear Depth (Z) buffering. GID test for per pixel window clipping</i>
Fast shadow and transparency effects	<i>Area stippling with no performance cost</i>
Arbitrary cut-out and multi-pass rendering	<i>Stencil buffer</i>
High quality output at any color depth	<i>Dithering with no performance cost</i>
Fast sprite handling	<i>Color key, scale, stretch, rotate, mirror</i>
Seamless integration of video and 3D	<i>Color key with depth test and perspective correction</i>
Minimize update area, target selection	<i>Hardware extent checking and picking</i>
Improved image quality at lower resolutions	<i>Full screen sort independent anti-aliasing</i>
Use of rendered images as textures	<i>Unified memory- read and write to any buffer</i>
Full range of double buffer techniques	<i>Full screen flip, fast BLT, stereo buffers</i>
Virtual texture map management	<i>Hardware texture paging from system memory for fine grain management; logical addressing gives better memory utilization</i>

Table 2.1 - 3D Hardware Function Descriptions

2.2 2D Graphics

Supported Function	Description
Full primitive support	<i>Points, lines, spans, rectangles, polygons</i>
Efficient processing of small primitives	<i>Integrated set-up calculation, low latency</i>
Window clip	<i>Hardware rectangle clipping</i>
Ultra-fast solid fill	<i>SGRAM block fills. SDRAM block fill emulation with no driver impact.</i>
Ultra-fast monochrome expansion	<i>SGRAM block fills with pixel mask. SDRAM block fill emulation with pixel mask with no driver impact.</i>
High speed color brushes	<i>Internal pattern RAM</i>
High speed monochrome brushes	<i>Internal stipple table</i>
Raster operations	<i>Logic op unit</i>
Fast BLTS	<i>Wide data path</i>
Fast upload and download	<i>Run-length encoded data</i>
High speed monochrome download	<i>Bitmask test with SGRAM block fills</i>
Flexible font caching support	<i>Byte aligned monochrome bitmaps in local memory</i>
Color translation	<i>Through internal LUT</i>
High speed stretch BLT	<i>Using texture operations</i>
Overlays	<i>Per-pixel main image/overlay selection with color key and alpha blending</i>

Table 2.2 - 2D Hardware Function Descriptions

2.3 MPEG2

Supported Function	Description
MPEG motion compensation	<i>Motion compensation calculations performed in hardware</i>
Support for software decoders	<i>DMA from system or write directly to local memory</i>
High speed color space conversion	<i>YUV to RGB with no performance cost</i>
Flexible YUV data formats	<i>4:4:4, 4:2:2, 4:1:1</i>
Fast arbitrary stretch/shrink with filter	<i>Bilinear filter at any zoom/shrink factor</i>
Full featured video effects	<i>Scale, shrink, stretch, rotate, mirror</i>

Table 2.3 - MPEG2 Functions

2.4 Power Management

Supported Function	Description
Clocks can be individually stopped	<i>Separate clocks for: geometry processor, graphics processor, memory sub-system, video sub-system, video output stream and PCI/AGP</i>
Automatic frequency reduction	<i>Reduces average power consumption when idle</i>
SGRAM power down mode	<i>Low power while maintaining refresh and screen update</i>

Table 2.4 - Power Management Functions

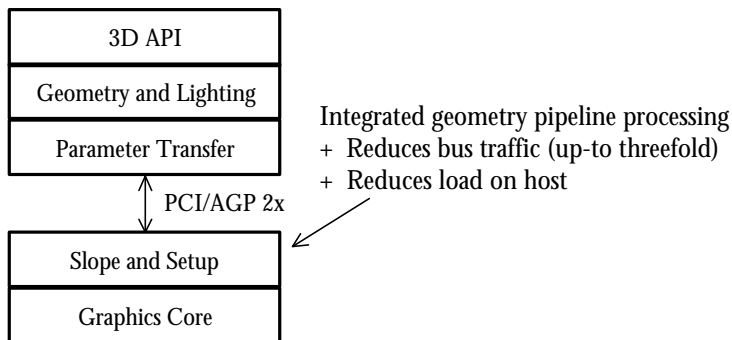
3

PERMEDIA 3 Architecture

The **PERMEDIA 3** architecture consists of the geometry set-up processor and the main graphics processor augmented by external interfaces, which are described in detail below.

3.1 Geometry Set-up Processing

The on-chip geometry set-up unit is a 300 MFLOPS OpenGL and Direct3D compliant set-up processor, designed to break the 3D bottleneck on PCs that are unable to saturate **PERMEDIA 3**'s rendering capabilities. The unit performs fast backface culling, calculates the slope and setup information, and performs high precision floating-to-fixed point conversion. The unit significantly reduces the load on the CPU and the PCI or AGP Bus and is general purpose in design to support any 3D API.



The geometry set-up unit accepts the coordinates of vertices plus color, depth, fog and texture parameters. It accepts the input parameters in IEEE single precision floating point format; internal calculations are performed in floating point format. Vertex sharing for meshes fans and polylines is supported with the shared vertices being loaded only once. It offers direct support for the Direct3D TLVERTEX data type along with the DirectX 6 extensions know as "Flexible Vertex Format" (FVF).

3.2 Graphics Processor

The graphics processor unifies 3D, 2D, and video operations into the same processing pipeline. This gives unbeatable flexibility in the way that data may be handled, while ensuring there is no duplication of functions.

The graphics processor rasterizes each primitive to determine the pixels that it covers on the screen. It then processes each pixel through the following sequence of operations:

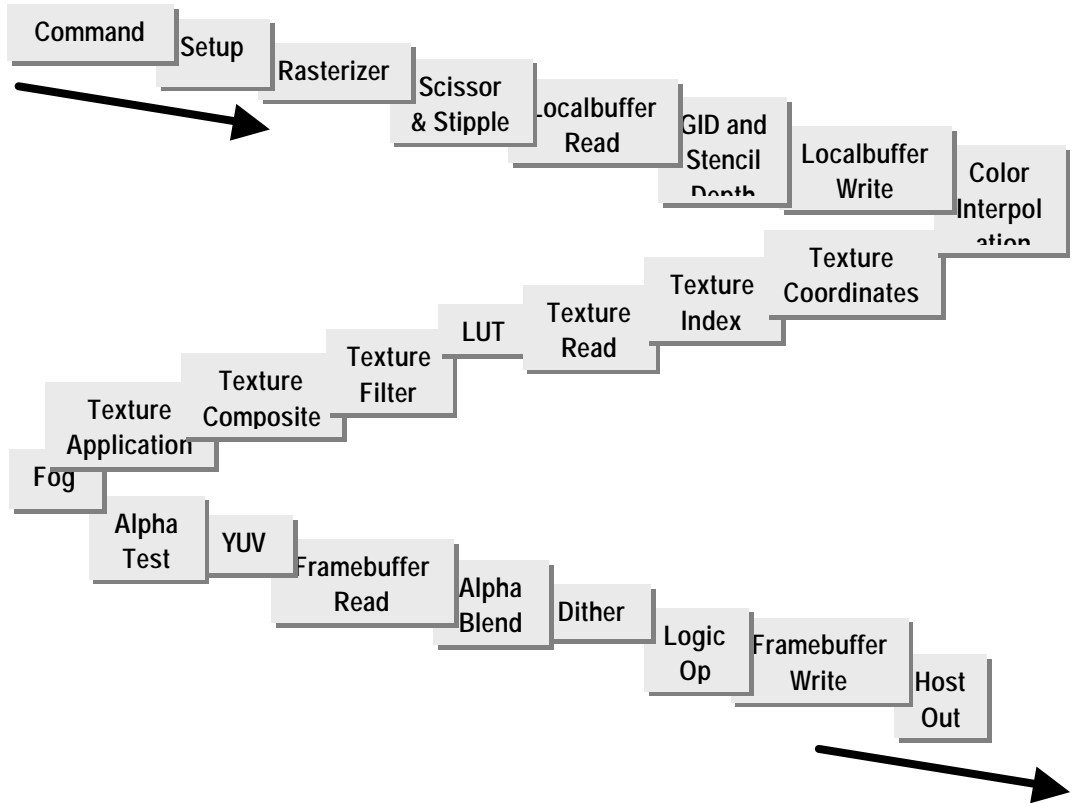


Figure 3.1 - Graphics Processing Pipeline

- Apply stipple pattern
- Perform GID, depth and stencil test
- Update depth and stencil buffer
- Color interpolation
- Calculate texture address, fetch and format texture data
- Color key test
- Texture application
- Fog application
- Transparency application
- Dither to final color format
- Apply logic op
- Update framebuffer
- Update extent and picking statistics

Each stage in the processing pipeline is optional and may be omitted. If a pixel fails any of the tests, it does not take part in any further processing. For example, if a pixel fails the depth test it will not have a texture address calculated for it, nor will it have texture data read from memory and applied. This ensures that time is not wasted processing pixels that will not be written to memory. Furthermore, the pipeline can be reconfigured to optimize primitives using alpha tests. This is particularly useful for billboards since rejected pixels are no longer depth tested and therefore no local buffer read is necessary.

The graphics processor supports a high degree of parallelism, which allows several pixels to be processed at the same time. The design ensures a very high throughput while maintaining a low latency between primitives.

3.3 Host Interfaces

3.3.1 AGP 2X Interface

AGP 2X is Intel's high performance, component level interconnect targeted at 3D display applications which uses a 66MHz PCI specification as an operational baseline and provides three significant performance extensions to the PCI specification. The specification for **PERMEDIA 3**'s AGP implementation is:

- 133 MHz transfer rate (528 Mbytes/s)
- DMA and Execute mode support
- Sideband addressing

Implementing these features enables **PERMEDIA 3** to achieve 528Mbytes per second bandwidth from the host for instructions, textures and video data (limited by the host system throughput).

The add-in slot defined for AGP uses a connector body, which is not compatible with the PCI connector, therefore boards designed for use in an AGP slot are not mechanically interchangeable with PCI boards.

3.3.1.1 DMA Mode Texturing

PERMEDIA 3 has an on-board texture cache to further enhance performance. This treats the local synchronous memory as a working texture store and uses the performance of AGP 2X to access system memory as a high-speed virtual texture store for textures not currently held locally.

A DMA controller optimizes the demand-loaded texture mechanism by transferring data directly into local memory. The caching mechanism places no load on the host CPU and is analogous to an L2 CPU cache.

Virtual texture and demand texture paging offer a number of significant benefits:

- Up to 256MB of addressable virtual texture – larger than graphics memory
- Multiple textures without texture mapping
- Fast texture changes rewriting only selected areas in 4K texture blts
- 4K granularity – minimum texture download bandwidth
- graphics memory functions as fast (2GB/s) secondary texture cache for heavily-used textures
- relocatable texture pages do not need to be contiguous in local memory.

3.3.1.2 Execute Mode Texturing

In the AGP execute model, **PERMEDIA 3** uses both the local memory and the system memory as primary graphics memory. The two memory systems are logically equivalent and textures in system memory are no longer copied to local memory but executed directly from system memory. Using the execute model achieves optimal performance in low-cost systems with limited local memory.

3.3.2 PCI Interface

The host interface on **PERMEDIA 3** is PCI v2.1 compliant and contains a FIFO and DMA controllers. Control registers for the host interface are memory mapped onto the PCI Bus. The host can read back control and state information from the programmable registers.

Two methods of communication are available between the host and **PERMEDIA 3**. Direct to the FIFO, where **PERMEDIA 3** acts as a PCI slave, or alternatively **PERMEDIA 3** can be programmed to be a PCI master and use the internal DMA controller to fetch commands into the FIFO.

3.3.3 AGP/PCI Characteristics

- Glueless interface - simple and low-cost design-in
- 32-bit Master/Slave - maximum speed
- Big-endian - avoids byte swapping on PowerMacs
- Plug and Play - Revision 2.1 compliant

3.3.3.1 DMA1 Controller – System to Graphics Core and Graphics Core to System

- Autonomous- set-up/fetch parallelism
- No wait state - maximum transfer rate
- Programmable block size - large DMA buffers
- Separate DMA controllers for upload and download which can run concurrently

3.3.3.2 DMA2 Controller - System to Memory and Memory to System

- Fast texture/image uploads and downloads
- Separate DMA controllers for upload and download which can run concurrently
- DMA Controller supports scatter/gather
- Fast software MPEG2 download, fast frame capture

3.3.3.3 Interrupt Controller

- End-of-DMA - allows DMA chaining
- VSYNC - efficient double buffering
- Scanline - special effects
- Texture invalid
- Bypass DMA interrupt
- I2C start condition - alert host to start of I2C transfer
- Sync - indicates graphics core is idle
- Error - e.g. writing to a full FIFO

3.3.3.4 Graphics Processor Bypass to Memory

- Fast access to memory - for software rendering

3.4 Unified Memory Interface

The **PERMEDIA 3** unified memory subsystem uses Synchronous Graphics RAM (SGRAM) or compatible Synchronous DRAM to supply the memory bandwidth needed for 3D operations and display update. The unified memory interface manages local memory and remote memory respectively. Remote memory is read and written across the PCI bus, using either PCI or AGP protocols.

3.4.1 SDRAM/SGRAM Overview

- 128-bit Synchronous Memory Interface
 - SGRAM for best performance (block fills and write masks)
 - SDRAM with block fill emulation for reduced cost
- Support for 4 blocks of memory devices
- 32 Mbytes of memory maximum
 - 2 Mbytes option (64 bits wide)
- 125 MHz operation
- High speed block fill and masked writes
 - two color block write (Siemens SGRAM)
- Memory Organization

To address all targeted market segments **PERMEDIA 3** supports 64 and 128 bit wide memory arrays for optimum price/performance positioning.

Using two 8Mbit x 32 SDRAM or SGRAM memory devices to give 2 Mbytes on a 64 bit bus is the cost effective, minimum part count memory organization.

A mid-range memory organization uses four 16 Mbit x 32 SGRAM memory devices to give 8 Mbytes on a 128 bit bus.

Four banks of devices gives a memory size of 16 Mbytes suitable for higher performance needs. This memory organization uses eight 8 Mbit x 32 SGRAM to give 16 Mbytes on a 128 bit bus. The maximum configuration is 32Mbytes SDRAM or SGRAM¹.

The memory array requires no external logic, and has been designed to deliver optimum performance on low cost boards by minimizing susceptibility to signal skew.

3.4.2 Flexible Multi-function Memory Layout

PERMEDIA 3 stores a variety of data and color formats in memory at the same time. The organization of data in memory is unconstrained, and allows mixing of buffers of any data type. The color data (ready for display) is referred to as the framebuffer, which in double-buffering applications such as games and animations is made up of a front-buffer and a back-buffer (one being drawn to, the other being displayed).

After these buffers are allocated, the Z-buffer (depth), GID-buffer, stencil-buffer and texture-buffer are stored in the remaining memory. Stereo buffers for driving LCD glasses are supported by splitting the front and back buffer into front left, front right, back left and back right.

The multi-function nature of the memory organization allows **PERMEDIA 3** to store the different buffers anywhere in the same physical memory, minimizing memory wastage and

¹ See Chapter 5 for typical memory layouts

offering a simplified programming model. It is not necessary to store all data of a particular type together, so a texture map may be followed by a depth buffer or a framebuffer or another texture map. The SVGA is an independent unit that shares the memory controller to access the framebuffer when active.

3.4.3 Supported Memory Data Formats

A variety of data formats are supported by **PERMEDIA 3** for storing and retrieving information to be held in the various memory buffers.

3.4.3.1 Framebuffer Color Formats

The **PERMEDIA 3** supports a number of color formats for the framestore (frontbuffer and backbuffer). Both RGBA and BGRA ordering of pixels are supported.

- 8-bit RGBA 3:3:2:-
- 16-bit RGBA 5:5:5:1 or 5:6:5
- 32-bit RGBA 8:8:8:8
- Color Index (CI) 8:-:-:-

3.4.3.2 Texture Formats

Textures can be stored in memory in the formats described below. These formats are a superset of the framebuffer formats due to the support for 8-bit palletized textures and the YUV formats. The use of palletized textures significantly reduces the texture memory requirements, and enhances performance.

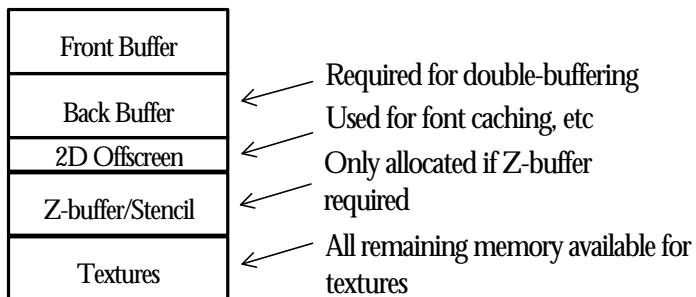
If the texture format is different to the framebuffer format then the graphics core performs the conversion between color formats. If the texture map is 4- or 8-bits palletized, then the user defined on-chip lookup table is used to convert the data into full RGBA.

Supported Texture Formats:

- 8-bit palletized
- 8-bit luminance
- 8-bit luminance alpha 4:4
- 8-bit alpha
- 8-bit RGB 3:3:2:-
- 16-bit luminance alpha 8:8
- 16-bit RGBA 5:5:5:1, 5:6:5:- or 4:4:4:4
- 32-bit RGBA 8:8:8:8
- YUV: 4:2:2, 4:4:4

3.4.3.3 Depth Formats

The use of depth, GID and stencil buffers is optional. Not using depth, GID or stencil buffers increases the memory available to support higher display resolutions and more local texture storage.



- Depth: 15 (stencil is forced to 1 bit), 16, 24, 32-bits linear Z
- Depth: (15, 16, 24) bits non-linear Z

3.4.3.4 Non-linear Z Formats

When storing perspective correct z-values directly into the z-buffer the values are not evenly distributed within the z-buffer range. With a high far/near plane ratio more than 95% of the depth buffer range is spent on the first 5% of the scene depth. This causes artifacts in the rendering of distant objects, especially using 16-bit depth buffers.

The non-linear Z Format introduces a transfer function between the linear interpolated window z-coordinates and their representation in the z-buffer. This transfer function is an inverse of the perspective distortion function given by the perspective transformation. Applying this inverse to the transformed z-values distributes them linearly within the depth buffer range giving the same accuracy regardless of viewer distance.

PERMEDIA 3 non-linear Z is flexible and can define the buffer representation of a scene's depth in either OpenGL or Direct3D W-buffer compatible mode.

3.4.3.5 Stencil Formats

Stencil:0 or 1 (*in 16 bit local buffer Z depth must be set to 15*), 2, 3, 4, 5, 6, 7, 8

3.4.3.6 Graphics ID (GID)

The 4 bit GID field is used to allow per pixel window clipping. Each window using this facility is assigned one of the GID values, and the visible pixels in the window have their GID field set to this value. This allows per pixel ownership tests so the framebuffer at the given coordinate may not be updated.

- GID: 0, 1, 2, 3, 4

3.5 Video Stream Interface

PERMEDIA 3 supports digital video output. The 24-bit streamed output is designed to work with common PAL/NTSC encoders or flat panel controllers.

3.5.1 Control Bus

The I2C bus is a two wire serial bus commonly used to control chips on the video port.

3.5.2 External ROM

In **PERMEDIA 3** the external ROM is used to store the Video BIOS and is also used to store the power up configuration information (reducing the need for configuration resistors in board designs). Video access is disabled during access to the ROM.

If the ROM fitted is FLASH programmable, the contents may be modified under software control.

3.6 RAMDAC

PERMEDIA 3 incorporates a high performance 270MHz RAMDAC.

3.6.1 RAMDAC Characteristics

- High resolution 270 MHz, 128-bit RAMDAC
- Supporting screen resolutions up to 1600x1200@96Hz or 1920x1120@90Hz refresh rate
- Supports packed pixel formats
- Color depths of 8, 16 and 32 bits/pixel
- Dot clock phase-locked loops (PLLs)
- Triple 8-bit D/A converters
- 64x64x2-bit cursor array to support a 2, 4 or 16 color hardware cursor with cursor shapes cache

3.6.2 Display Resolutions

PERMEDIA 3 supports all the standard screen resolutions at ergonomic refresh rates. For each resolution and color depth in the table below, the frequency figure represents the refresh rate supported using the VESA generalized Timing formula with 50% of the memory bandwidth used for screen refresh and 50% for drawing, assuming a mem clock of 125MHz.

Resolution	8 bpp	16 bpp	32 bpp
320x200	220 Hz	220 Hz	220 Hz
640x480	220 Hz	220 Hz	220 Hz
800x600	220 Hz	220 Hz	220 Hz
1024x768	217 Hz	217 Hz	217 Hz
1152x864	176 Hz	176 Hz	176 Hz
1280x1024	137 Hz	137 Hz	137 Hz
1600x1200	96 Hz	96 Hz	96 Hz
1920x1080	90 Hz	90 Hz	90 Hz

Table 3.2 - Display Resolutions

Resolution constraints are driver and memory dependant: 1920x1200 is currently supported, but the limits for a 32MB framebuffer are for example 2048x1200 @ 32bit colour, 32bit Z or 2048x1536 @ 32bit colour, 16bit Z.

3.6.3 Display Data Channels (DDC)

Two control lines are dedicated on PERMEDIA 3 to support DDC1 and DDC2AB+ monitor configuration utilities. The DDC2 serial bus is independent of the serial bus in the video stream interface.

3.7 SVGA

The on-chip SVGA unit is register-level compatible with standard VGA devices and requires no software emulation. It supports all standard VGA modes and VESA VBE modes 0x100 up to 0x11B. The SVGA unit is a high performance 32-bit implementation.

In addition to VGA modes the following VESA SVGA modes are supported:

Mode (hex)	Pixels	Colors	Windowed	Linear	Supportable in SVGA	Supportable in GP
0x100	640x400	256	✓	✓	✓	✓
0x101	640x480	256	✓	✓	✓	✓
0x102	800x600	16	✓	✗	✓	✗
0x103	800x600	256	✓	✓	✗	✓
0x104	1024x768	16	✓	✗	✓	✗
0x105	1024x768	256	✓	✓	✗	✓
0x106	1280x1024	16	✓	✗	✓	✗
0x107	1280x1024	256	✓	✓	✗	✓
0x109	320x200	32K (5:5:5:1)	✓	✓	✗	✓
0x10D	320x200	64K (5:6:5)	✓	✓	✗	✓
0x10F	320x200	16.8M (8:8:8)	✓	✓	✗	✓
0x110	640x480	32K (5:5:5:1)	✓	✓	✗	✓
0x111	640x480	64K (5:6:5)	✓	✓	✗	✓
0x112	640x480	16.8M (8:8:8)	✓	✓	✗	✓
0x113	800x600	32K (5:5:5:1)	✓	✓	✗	✓
0x114	800x600	64K (5:6:5)	✓	✓	✗	✓
0x115	800x600	16.8M (8:8:8)	✓	✓	✗	✓
0x116	1024x768	32K (5:5:5:1)	✓	✓	✗	✓
0x117	1024x768	64K (5:6:5)	✓	✓	✗	✓
0x118	1024x768	16.8M (8:8:8)	✓	✓	✗	✓
0x119	1280x1024	32K (5:5:5:1)	✓	✓	✗	✓
0x11A	1280x1024	64K (5:6:5)	✓	✓	✗	✓
0x11B	1280x1024	16.8M (8:8:8)	✓	✓	✗	✓

Table 3.3 - VESA VBE Graphics Modes

The following VESA VBE text modes are supportable in the SVGA:

Mode (hex)	Characters (col/row)
0x108	80x60
0x109	132x25
0x10A	132x43
0x10B	132x50
0x10C	132x60

Table 3.4 - VESA VBE Text Modes

PERMEDIA 3 allows VESA bankswitching to be done through the bypass to enable additional VESA windowed mode support.

ModeX is also supported

4

Software Drivers

3Dlabs have extensive experience and a proven track record in delivering high performance, high quality, ready-to-ship WHQL certified software drivers that extract the maximum performance from both the **PERMEDIA 3** processor and the entire system.

4.1 2D Drivers

PERMEDIA 3 is a high performance 2D and Video engine supplied with optimized drivers for:

- Windows 95, Windows 98 GUI and Direct Draw
- Windows NT version 4, Windows NT version 5.0 (Windows 2000) with DirectX 6

Other software drivers may be made available depending on current market requirements.

4.2 3D Drivers

PERMEDIA 3 has been designed to accelerate the key consumer focused 3D APIs and drivers. 3Dlabs' processors have become the reference port for many 3D drivers and Microsoft's future OpenGL ICD reference DDK will be based on 3Dlabs drivers.

PERMEDIA 3 high performance 3D drivers support:

- Direct3D 6
- OpenGL 1.1 (OpenGL 1.2 when this is supported by Microsoft)
- Autodesk's Heidi for 3D Studio MAX Support

4.3 SVGA BIOS

The SVGA BIOS is based on the proven, industry-standard Phoenix Technologies BIOS core.

5

OEM Focused Solutions

A range of **PERMEDIA 3** based add-in boards and motherboards can be designed to meet the requirements of particular markets and their price/performance criteria. 3Dlabs produce reference designs for many of the more common configurations, all of which can support our full suite of software drivers, including Windows 98, Windows NT version 5.0 (Windows 2000), OpenGL 1.2 and Direct3D 6.

5.1 **PERMEDIA 3 for Windows 98 and Windows NT version 5.0 (Windows 2000)**

For users seeking a 3D accelerator for Windows 98 and Windows NT version 5.0 (Windows 2000) applications based on Direct3D 6, OpenGL 1.2 or 3D Studio MAX 2 there can be no better solution than a 2 to 32 Mbytes graphics board based on the **PERMEDIA 3** processor.

This solution delivers unrivalled 3D and multimedia acceleration for both business and consumer 3D applications such as Web browsers, authoring tools, games and personal design packages.

5.2 **Early Access Program**

The **PERMEDIA 3** Early Access Program (EAP) is for Independent Hardware Vendors (IHVs) and OEMs who wish to work closely with 3Dlabs in bringing **PERMEDIA 3** based designs to market quickly and efficiently. Supporting a close technical and marketing collaboration, the program is open to IHVs committed to developing **PERMEDIA 3** based solutions. It offers:

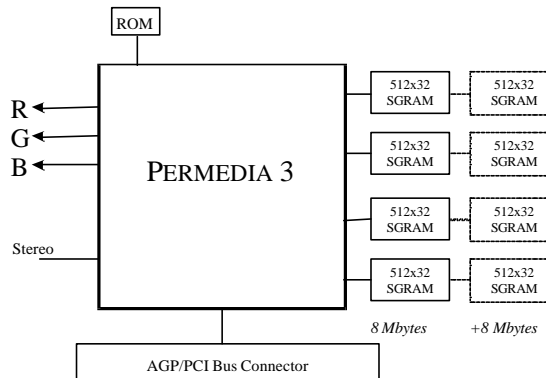
- Close technical support and joint marketing and press programs
- Early access to design engineers, design guides and application notes
- Priority supply of sample parts and access to reference board schematics
- Participation in driver Beta programs

To minimize development times 3Dlabs provides **PERMEDIA 3** EAPs with access to extensive design documentation for the 3Dlabs reference boards including board schematics, ORCAD and Gerber files, design guides, application notes and access to a full suite of device drivers.

5.3 OEM Solution Designs

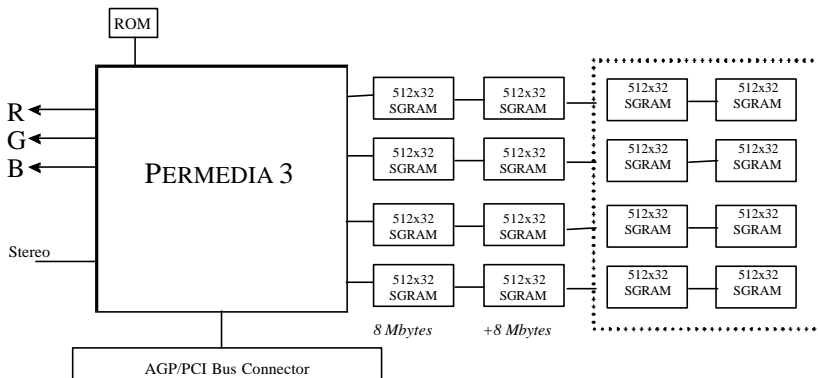
This section provides sample configurations for various product types. Changes in component availability and pricing will affect the actual target component selection.

5.3.1 High-resolution 2D/3D



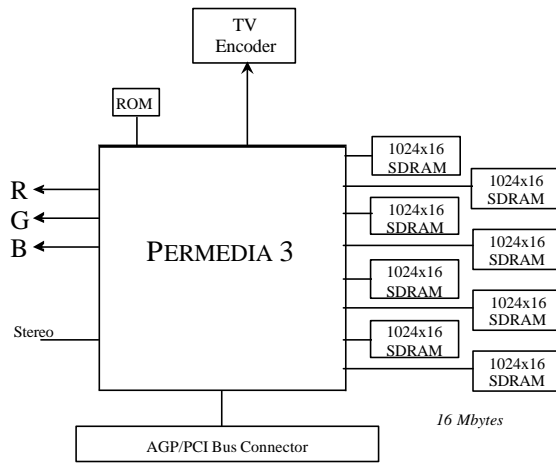
Designed for the business user or home enthusiast, this reference board features 8 or 16 Mbytes of memory for higher screen resolutions and extended local texture storage. This may be either a standard PCI board or an AGP card. As an AGP card, it uses the DMA model to transfer textures into local memory where it caches them for higher performance. Stereo applications use the extra Stereo pin to drive LCD glasses. For very high resolutions, it has the AGP execute model to avoid storing textures locally.

5.3.2 Entry-level Workstation Solution



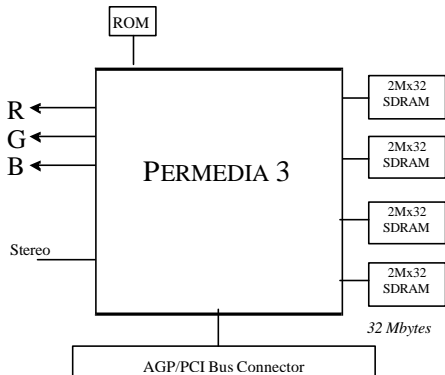
Designed for 3D workstation applications such as mechanical design and animation this reference board features up to 32 Mbytes of memory (using 4 blocks of 4 devices) for high screen resolutions and extended local texture storage. This may be either a standard PCI board or an AGP card. As an AGP card, it would use the DMA model to transfer textures into local memory where it caches them for higher performance. The LCD output of the Video unit supports 18 or 24 bit flat panel interfaces at 135 MHz.

5.3.3 Home PC Solution



This reference board based on the **PERMEDIA 3D** solution adds the necessary hardware to enable TV output.

5.3.4 High-end Gaming Solution



Designed for the serious gamer this solution contains 32Mbytes of memory for large texture storage. The board can be designed with or without TV output.

5.4 Typical Memory Configurations and Resolutions

The following table shows the color and display resolutions and texture storage supported for some typical memory configurations. All 3D content is assumed to be double buffered.

5.4.1 3D Memory Configurations

The texture column indicates the amount of texture memory available after the framebuffer (including backbuffer) and depth buffer have been allocated. Supported lower resolutions and 8 bit framebuffers are not listed in the table below.

Width	Height	Color	Z	Available Texture Memory			
				4Mb card	8Mb card	16Mb card	32 Mb card
640	480	16-bit	0-bit	2.8 Mb	6.8	14.8	30.8
640	480	16-bit	16-bit	2.2 Mb	6.2	14.2	30.2
640	480	16-bit	24-bit	2.2 Mb	5.7	13.7	29.7
640	480	16-bit	32-bit	1.6 Mb	5.7	13.7	29.7
640	480	32-bit	0-bit	1.6 Mb	5.7	13.7	29.7
640	480	32-bit	16-bit	1.0 Mb	5.1	13.1	29.1
640	480	32-bit	24-bit	0.7 Mb	4.5	12.5	28.5
640	480	32-bit	32-bit	0.48 Mb	4.5	12.5	28.5
800	600	16-bit	0-bit	2.1 Mb	6.2	14.2	30.2
800	600	16-bit	16-bit	1.2 Mb	5.3	13.3	29.3
800	600	16-bit	16-bit	0.8 Mb	4.3	12.3	28.3
800	600	16-bit	32-bit	0.34 Mb	4.3	12.3	28.3
800	600	32-bit	0-bit	0.34 Mb	4.3	12.3	28.3
800	600	32-bit	16-bit	-	3.4	11.4	27.4
800	600	32-bit	24-bit	-	2.5	10.5	26.5
800	600	32-bit	32-bit	-	2.5	10.5	26.5
1024	768	16-bit	0-bit	1.0 Mb	5.0	13.0	29.0
1024	768	16-bit	16-bit	-	3.5	11.5	27.5
1024	768	16-bit	24-bit	-	2.0	10.0	26.0
1024	768	16-bit	32-bit	-	2.0	10.0	26.0
1024	768	32-bit	0-bit	-	2.0	10.0	26.0
1024	768	32-bit	16-bit	-	0.5	8.5	24.5
1024	768	32-bit	24-bit	-	-	7.0	23.0
1024	768	32-bit	32-bit	-	-	7.0	23.0
1280	1024	16-bit	0-bit	-	3.0	11.0	27.0
1280	1024	16-bit	16-bit	-	0.5	8.5	24.5
1280	1024	16-bit	24-bit	-	-	6.0	22.0
1280	1024	16-bit	32-bit	-	-	6.0	22.0
1280	1024	32-bit	0-bit	-	-	6.0	22.0
1280	1024	32-bit	16-bit	-	-	3.5	19.5
1280	1024	32-bit	24-bit	-	-	1.0	17.0
1280	1024	32-bit	32-bit	-	-	1.0	17.0
1600	1200	16-bit	0-bit	-	0.7	8.7	24.7
1600	1200	16-bit	16-bit	-	-	5.0	21.0
1600	1200	16-bit	24-bit	-	-	1.4	17.4
1600	1200	16-bit	32-bit	-	-	1.4	17.4
1600	1200	32-bit	0-bit	-	-	1.4	17.4
1600	1200	32-bit	16-bit	-	-	-	13.7
1600	1200	32-bit	24-bit	-	-	-	10.0
1600	1200	32-bit	32-bit	-	-	-	10.0
1920	1080	16-bit	0-bit	-	0.1	8.1	24.1
1920	1080	16-bit	16-bit	-	-	4.1	20.1
1920	1080	16-bit	24-bit	-	-	0.2	16.2
1920	1080	16-bit	32-bit	-	-	0.2	16.2
1920	1080	32-bit	0-bit	-	-	0.2	16.2
1920	1080	32-bit	16-bit	-	-	-	12.2
1920	1080	32-bit	24-bit	-	-	-	8.3
1920	1080	32-bit	32-bit	-	-	-	8.3

Table 5.1 - 3D Memory Configurations and available texture memory

5.4.2 2D Memory Configurations

The following table shows the 2D screen resolutions supported by different amounts of memory.

Width	Height	Color	Memory Configuration			
			4Mb card	8Mb card	16Mb card	32Mb card
512	384	8-bit	✓	✓	✓	✓
512	384	16-bit	✓	✓	✓	✓
512	384	32-bit	✓	✓	✓	✓
640	400	8-bit	✓	✓	✓	✓
640	400	16-bit	✓	✓	✓	✓
640	400	32-bit	✓	✓	✓	✓
640	480	8-bit	✓	✓	✓	✓
640	480	16-bit	✓	✓	✓	✓
640	480	32-bit	✓	✓	✓	✓
800	600	8-bit	✓	✓	✓	✓
800	600	16-bit	✓	✓	✓	✓
800	600	32-bit	✓	✓	✓	✓
1024	768	8-bit	✓	✓	✓	✓
1024	768	16-bit	✓	✓	✓	✓
1024	768	32-bit	✓	✓	✓	✓
1280	1024	8-bit	✓	✓	✓	✓
1280	1024	16-bit	✓	✓	✓	✓
1280	1024	32-bit	–	✓	✓	✓
1600	1200	8-bit	✓	✓	✓	✓
1600	1200	16-bit	✓	✓	✓	✓
1600	1200	32-bit	–	✓	✓	✓
1920	1080	8-bit	✓	✓	✓	✓
1920	1080	16-bit	✓	✓	✓	✓
1920	1080	32-bit	–	✓	✓	✓

Table 5.2 - 2D Memory Configurations

5.5 PC 98 and PC 99 compliance

PERMEDIA 3 meets full PC 98 and PC 99 compliance detailed below:

Description	Consumer		Office		Entertainment	
	PC 98	PC 99	PC 98	PC 99	PC 98	PC 99
System Requirements for Graphics Adapters						
Graphics adapter uses PCI, AGP, or another high-speed bus	✓	✓	✓	✓	✓ ²	✓ AGP
System provides hardware-accelerated 3D graphics	n/a	✓	n/a	✓ ²	n/a	✓
System uses WC with higher-performance processors	✓	✓	✓	✓	✓	✓
Primary graphics adapter works normally with default VGA mode driver	✓	✓	✓	✓	✓	✓
Adapter and driver support multiple adapters and multiple monitors	✓	✓	✓	✓	✓	✓
Adapter supports television output if system does not include large-screen monitor	✓ ²	✓ ²	✓ ²	✓ ³	✓ [?]	✓ ²
Hardware Acceleration for Video Playback						
Adapter supports video overlay surface with scaling	✓	✓	✓	✓	✓	✓
Hardware supports VGA destination color keying for video rectangle	✓	✓ ⁴	✓ ⁴	✓ ⁴	✓	✓
Adapter supports MPEG-2 motion compensation acceleration	✓ ²	✓ ²	✓ ²	✓ ²	✓ ²	✓ ²
Adapter provides the ability to scan at the same frequency as the incoming video	n/a	✓ ²	n/a	✓ ²	n/a	✓ ²
Multiple-Adapter and Multiple-Monitor Support						
Extended resources can be dynamically relocated after system boot	✓	✓	✓	✓	✓	✓

² Recommended

³ Optional

⁴ Required for Video

Description	Consumer		Office		Entertainment	
	PC 98	PC 99	PC 98	PC 99	PC 98	PC 99
VGA resources can be disabled by software	✓	✓	✓	✓	✓	✓

Description	Consumer		Office		Entertainment	
	PC 98	PC 99	PC 98	PC 99	PC 98	PC 99
Hardware Acceleration for 2-D Graphics						
Frame buffer can be accessed directly by applications	✓	✓	✓	✓	✓	✓
Adapter and driver support linear-mapped, low-resolution modes	✓	✓	✓	✓	✓	✓
Adapter supports transparent blter	✓	✓	✓	✓	✓	✓
Hardware provides support to prevent tearing	✓	✓	✓	✓	✓	✓
Hardware supports programmable blter stride	✓	✓	✓ ²	✓	✓	✓
Hardware Acceleration for 3-D Graphics						
Hardware supports RGB rasterization	✓	✓	✓	✓	✓	✓
Hardware supports recommended RGB rasterization features	n/a	✓ ²	n/a	✓ ²	n/a	✓ ²
Hardware supports multi-texturing	✓ ²	✓ ²	✓ ²	✓ ²	✓	✓
Hardware supports texture formats	✓	✓	✓	✓	✓	✓
Hardware complies with texture size limitations	✓	✓	✓ ²	✓ ²	✓	✓
Hardware supports destination RGB alpha blending	✓ ²	✓ ²	✓ ²	✓ ²	✓ ²	✓ ²
Hardware supports Z comparison modes and Direct3D-compatible formats	✓ ²	✓ ²	✓ ²	✓ ²	✓	✓
Hardware meets PC 98 / PC 99 3-D accelerator performance requirements	✓ ²	✓ ²	✓ ²	✓ ²	✓	✓

2 Recommended

3 Optional

4 Required with Video

Description	Consumer		Office		Entertainment	
	PC 98	PC 99	PC 98	PC 99	PC 98	PC 99
System Requirements for Video Components						
System meets PC 98 / PC 99 requirements for DVD-Video and MPEG-2 playback	✓	✓ ⁴	✓	✓ ⁴	✓	✓
System supports PC 98 analog video input and capture capabilities	add-on device		add-on device		add-on device	

Description	Consumer		Office		Entertainment	
	PC 98	PC 99	PC 98	PC 99	PC 98	PC 99
System includes analog television tuner	n/a ³		n/a ³		n/a ³	
System includes digital broadcast or satellite subsystem	n/a ³		n/a ³		n/a ³	
System includes DTV support	n/a ³		n/a ³		n/a ³	
Video input, capture, and broadcast device support is based on DirectX foundation class and WDM Stream class	n/a ³	n/a ³	n/a ³	n/a ³	n/a ³	n/a ³
Hardware MPEG-2 decoder uses video port for video data	n/a ³	n/a ³	n/a ³	n/a ³	n/a ³	n/a ³
PCI-based tuners and decoders support bus mastering with scatter/gather DMA	n/a ³	n/a ³	n/a ³	n/a ³	n/a ³	n/a ³
Background tasks do not interfere with MPEG-2 playback	✓	✓	✓	✓	✓	✓
All components meet PC 98 / PC 99 general device requirements	✓	✓	✓	✓	✓	✓

Table 5.3 - PC 98 and PC 99 compliance

5.6 Data sheet

Texture Mapping

- True perspective correction
- dual texture engine
- trilinear filtering with p.p. MIP-mapping
- Palletized and RGB textures
- Bump Mapping
- Transparency maps
- Local texture buffer
- Specular highlights
- Fast texture loading
- AGP execute mode or remote texturing
- Color keying

3D Rendering

- Points, lines, triangles & bitmaps
- Gouraud and flat shading
- 8-, 16- or 32-bit RGBA
- Depth (z), GID buffering
- Fogging & depth-cueing
- Alpha blending (flat and Gouraud)
- Full screen anti-aliasing
- Dithering
- Area stippling
- Stencil test and stencil buffer
- Scissors test and logic operations

Display Features

- 8-, 16- or 32-bit RGB
- 8-bit color index
- Double and triple-buffering
- Hardware dithering
- Hardware pan
- Overlays

Fast Video Playback

- MPEG2 playback acceleration
- YUV color space conversion
- Scaling and shrink (bilinear filtered)
- Dithering
- Color keying (blue-screen)
- Alpha overlay blending
- Monitor and video streams genlocked

GUI Acceleration

- BitBlt with ROPs
- Points, lines, polygons
- Fills, and text primitives
- Fast linear framebuffer
- On chip SVGA
- Windows

PCI/AGP Interface

- 32-bit glueless PCI V2.1
- 33MHz PCI / 133MHz AGP 2X
- Target and master support
- DMA mastering
- 256 entry command FIFO
- Big-endian apertures on bus
- Interrupts

Memory Architecture

- 128-bit SGRAM/SDRAM interface
- Single multi-function memory
- Optimal memory usage
- 2-32 Mbytes

Display Resolutions

- 320x200 to 1920x1120
- Ergonomic refresh rates

Video Output

- 270 MHz RAMDAC interface
- LCD flat panel support

Power Management

- VESA DPMS
- VESA DDC support
- Separate clocks for all sub-systems
- Automatic frequency reduction when idle
- SGRAM power down mode

Standard BGA Package

- 456-pin BGA)
- 3.3 V (5V Tolerant PCI/AGP)

Driver Support

- Direct3D and OpenGL
- Windows 95/98 and Windows NT
- Heidi for 3D Studio MAX